

n_falabella



NICOLETTIHOME

Model Code N8512

revision 00 of 06-06-19
(the present replaces any previous versions)

Designer: Mimmo Abruzzese

Structure: pinewood, multilayer and plywood covered with polyurethane foam.

Spring system: elastic webbing

Seat Padding: seat cushions in ecological polyurethane foam covered with 100% polyester layer.

Back Padding: back cushions in ecological polyurethane foam covered with 100% polyester layer, upper parts (adjustable headrests*) in ecological polyurethane foam and fiber.

Arm Interior: in ecological polyurethane foam covered with 100% polyester layer.

Removability: not available

Sewing: leather coverings feasible with contrast stitching in the colors available; cuts and sewing vary on microfiber (or fabric) coverings.

Mechanisms: *model equipped with manually adjustable headrests on electric recliner versions only. Electric recliner versions available with electric recliner mechanisms operated by a button panel (PULS_1) positioned on the outer side of the armrests. The depth of the model with open recliner mechanism is 149 cm.

Components: button panel (puls_1) equipped with USB connector which allows several devices to be plugged.

Standard feet: shiny metal PM2111, h. 12 cm, also available in titanium, graubraun, antique bronze, white grey, green blue, red ruby or satinized finish.

Density of seat and back

Markets	Seat	Back
I	35 Medium	27
D - NL - CH		
USA - California		
GB	37 fire retardant	27 fire retardant
Others	35 Medium	27


Note: when no values/contents are specified in the chart, please refer to 'Others' field/area.

Coverings

	suggested	not suggested	not possible
thick leathers	✓		
thin elastic leathers	✓		
natural leathers	✓		
fabric	✓		
microfibre	✓		
leather + split	✓		
DeLuxe			✓
multi colour			✓
multi-category			✓
multi covering			✓

Please note: for not removable models, only one colour fabric covers are available.

Multicovering / Components / Optional vers.



arg_PT

PULS_1

Feet



PM2111

Ottoman



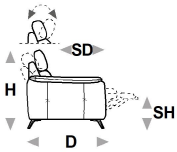
With the reservation of carrying for production purposes and without advanced notices modifications on the materials, coverings and dimensions of the product as indicated in the relevant specification. The given dimensions and volume are of indicative value being subject to the production process tolerances.

↑ fold following the dotted line ↑


n_falabella

NICOLETTIHOME

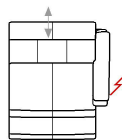
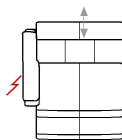
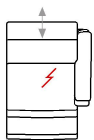
L Length - H Height - D Depth - SH Seat Height - SD Seat Depth
Dimensions refer to maximum sizes of the version with closed mechanism (where available).



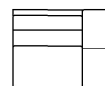
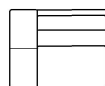
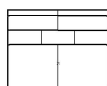
dimensions	L 106 H99 D98 SH47 SD56	L 107 H99 D98 SH47 SD56	L 174 H99 D98 SH47 SD56	L 194 H99 D98 SH47 SD56	L 214 H99 D98 SH47 SD56
version code	100	161	200	240	300
Description	chair	chair with elec.recl.	2 seater	2 1/2 seater	3 seater



L 80 H- D60 SH47 SD-	L 88 H99 D98 SH47 SD56	L 88 H99 D98 SH47 SD56	L 98 H99 D98 SH47 SD56	L 98 H99 D98 SH47 SD56	L 108 H99 D98 SH47 SD56
635	C37	C36	174	173	613
rectangular ottoman	lhf el.rec.mini chair	rhf el.rec.mini chair	elec.rec.chair 1arm laf	elec.rec.chair 1arm raf	1laf maxi chair rec.el



L 108 H99 D98 SH47 SD56	L 128 H99 D98 SH47 SD56	L 128 H99 D98 SH47 SD56	L 117 H99 D117 SH47 SD56	L 68 H99 D98 SH47 SD56	L 78 H99 D98 SH47 SD56
612	Q89	Q88	000	D62	130
1laf maxi chair rec.el	el.rec.xl lhf chair	el.rec.xl rhf chair	corner	small chair no arm	chair without armr.



L 88 H99 D98 SH47 SD56	L 108 H99 D98 SH47 SD56	L 123 H99 D98 SH47 SD56	L 123 H99 D98 SH47 SD56	L 87 H99 D98 SH47 SD56	L 87 H99 D98 SH47 SD56
144	P09	169	168	B69	B68
maxi chair no arm	xl chair no arm	chr no arms mer.lft fac. term.	chr no arms mer.rgt fac.ter.	mini chair laf	mini chair raf

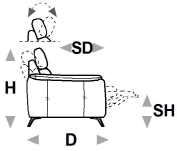
↓ fold following the dotted line ↓

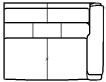

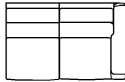
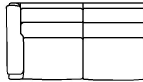
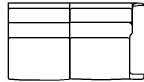
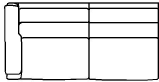


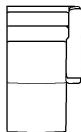
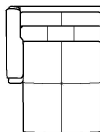
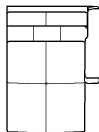
↑ fold following the dotted line ↑

n_falabella

 NICOLETTIHOME

L Length - H Height - D Depth - SH Seat Height - SD Seat Depth
Dimensions refer to maximum sizes of the version with closed mechanism (where available).



dimensions	L 97 H99 D98 SH47 SD56	L 97 H99 D98 SH47 SD56	L 107 H99 D98 SH47 SD56	L 107 H99 D98 SH47 SD56	L 127 H99 D98 SH47 SD56
version code	120	110	124	114	Q 87
Description	1 left arm facing chair	1 right arm facing chair	lhf maxi chair	rhf maxi chair	xl lhf chair
					
L 127 H99 D98 SH47 SD56 Q 86	L 155 H99 D98 SH47 SD56 220	L 155 H99 D98 SH47 SD56 210	L 175 H99 D98 SH47 SD56 252	L 175 H99 D98 SH47 SD56 251	L 195 H99 D98 SH47 SD56 320
xl rhf chair	1left arm facing 2 str	1right arm facing 2 str	1 left arm fac. 2 1/2 str	1 right arm fac. 2 1/2 str	1left arm facing 3 str
					
L 195 H99 D98 SH47 SD56 310	L 97 H99 D158 SH47 SD116 420	L 97 H99 D158 SH47 SD116 410	L 127 H99 D158 SH47 SD116 P 64	L 127 H99 D158 SH47 SD116 P 63	
1right arm facing 3 str	chaise lon.lft arm fac	chaise lon.raf arm fac	lhf xl chaise longue	rhf xl chaise longue	

↓ fold following the dotted line ↓