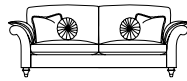
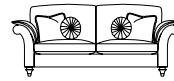


GRAND 4 SEATER SPLIT SOFA
100H x 270W x 110D cm
Includes 2 large scatters with ruche,
2 pinwheel scatters, 1 lumbar cushion with



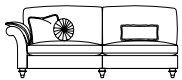
LARGE 3 SEATER SOFA
100H x 245W x 110D cm
Includes 2 large scatters with ruche &
2 pinwheel scatter cushions




MEDIUM 2 SEATER SOFA
100H x 206W x 110D cm
Includes 2 large scatters with



READING CHAIR
100H x 162W x 110D cm
Includes 1 large scatter with



LHF LARGE END UNIT
(RHF Available)
100H x 238W x 110D cm
Includes 1 large scatter with ruche, 1 pinwheel



LHF SMALL END UNIT
(RHF Available)
100H x 135W x 110D cm
Includes 1 large scatter with ruche &
1 pinwheel scatter cushion



SINGLE ARMLESS UNIT
100H x 103W x 110D cm



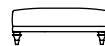
CORNER UNIT
100H x 140W x 140D cm



WEDGE UNIT
100H x 101W x 120D cm



WING CHAIR
105H x 88W x 86D cm

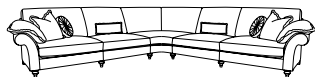


FOOTSTOOL
35H x 120W x 73D cm

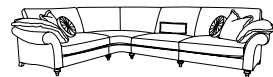


ROUND FOOTSTOOL
37H x 69W x 69D cm

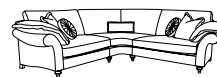
SUGGESTED CORNER CONFIGURATIONS:



LHF Large End Unit
Corner Unit



LHF Small End Unit
Corner Unit



Grand 4 Seater Split Sofa
Corner Unit



Grand 4 Seater Split Sofa
Wedge Unit

MODEL	FRAME MATERIAL	FRAME CONSTRUCTION	SEAT SUSPENSION	SEAT FILLING	BACK SUSPENSION	BACK FILLING	SCATTER CUSHIONS	LEGS/ FEET	WOOD FINISH	METAL FINISH	OTHER	AVAILABLE AS:		
												Leather	Scatter Back	Corner/ Modular
Harvard	Hardwood/ Plywood	Screwed & glued	Serpentine sprung seat with sprung front edge	Fibre Supawrap**	Serpentine sprung	Fibre	Duck feather Fibre (pinwheel scatters only)	Wood with metal finisher	Driftwood Umber* Ebony*	with Steel with Steel* with Steel*	Removable legs			✓

Key	Standard	
	Option	*
	Chargable	**